



VERSATILE TRANSPORT EQUIPMENT
VERSATRAN®

**INNOVATIVE LINEUP OF
INDUSTRIAL CARRIERS**



INNOVATIVE DESIGN




You hear about “solid investments” all the time. But when everything depends on your equipment, “solid” actually means something: safe, durable, and efficient performance. Getting more done in less time. And, because you put your reputation on the line with every job, it means that choosing the best equipment money can buy isn’t a question. It’s a statement—one you make just by using a truck that says, “RETRIEVER®.”

QUALITY PRODUCT



Why settle for less than the best equipment transport system money can buy? We understand quality goes a long way in the equipment transportation industry, and that's why our lineup of Retriever transport bodies are built to outlast the equipment they carry. The only question we ask our customers when we deliver their truck is, "Now that we have supplied you this durable asset to grow your business, when can we deliver your next Retriever?"



No Idle System™ - The No Idle System allows drivers to load and unload payloads up to 38,000 lbs. with the truck's engine turned off saving operational cost and improving the environmental impact.




Impressive Maintenance Savings - Retriever can save the average company anywhere from \$1,500 to \$3,000 annually per vehicle in maintenance expenses due to reduced chassis run time and fewer components than traditional hydraulically operated systems.



Quality Product - By utilizing military grade materials and weatherproof connectors, Retriever bed systems are built to last. We are independently audited and certified in the most stringent manufacturing and quality processes for component weldments.



Chassis Flexibility - Your Retriever, your choice. Our team can install a Retriever bed system on most major chassis brands.



Versatility - The Retriever is built to take on work within several different industries, including equipment rental, drilling, utilities, construction, municipalities, federal government, and landscape.




Enhanced Safety - Retriever is designed and built to promote safe operation with safety lighting, steps, grab handles, low deck height, rear view camera systems, and wireless remote control.



Proven Air System - Industry leading Firestone® air bags are engineered to operate the Retriever deck and ramp systems.



Standard Features - From wireless remotes to equipment storage, the Retriever comes loaded with a long list of functional and convenience features.



Patented Bed Design - The Retriever's curved deck creates the lowest loading angle of any similar product. 12.8 degree for single stage ramp on a 15 or 20T. 10.8 degree for two stage ramp on a 15 or 20T. 14.0 degree for single stage ramp on a 6T.




Non-CDL Option - With the knowledge from our 15T and 20T product, Versatran now offers a non-CDL option with best-in-class payload offerings in our 6T model.

THE SAVINGS IS IN THE **NO IDLE SYSTEM™**

All across America, drivers are being educated about the harm that idling does to their engines and their environment. Most states have taken it a step further by passing anti-idle laws that limit the amount of time engines can run when the truck isn't moving, and truckers who ignore these regulations risk big fines.

The Retriever's No Idle System is a better solution for loading and unloading. Instead of hydraulics, the Retriever is pneumatic, using pressurized air to move the loading deck and ramp. It only takes a few minutes of driving for the truck's air compressor to fill the No Idle System tank, allowing the operator to be primed at full power and ready to complete a full load/unload cycle.

The impact of the No Idle System used by the Retriever can result in as much as a 95% reduction in idling time, with fuel and maintenance savings of \$1,440 or more per year.



FIND THE RIGHT RETRIEVER FOR YOUR JOB



6T

CLASS 6 RETRIEVER



15T

CLASS 8 RETRIEVER



20T

CLASS 8 HD RETRIEVER

BUY RETRIEVER THROUGH OUR
DEALER NETWORK



With convenient access via our North America dealer network, we make it easy for you to own the Versatran Retriever. Contact us today and we will put you in touch with a dealer near you.

BOYER
TRUCKS

G
Curry Supply Co

DRIVE
PRODUCTS

TRANSWEST
TRUCK TRAILER RV

RETRIEVER[®] 6T



CLASS 6 RETRIEVER

	6T	15T	20T
CDL NEEDED	NO	YES	YES
BED LENGTH(S)	20'	24' & 28'	28' & 30'
BED WIDTH	102"	102"	102"
PAYLOAD*	12,000 lbs.	26,000-28,000 lbs.	30,000-38,000 lbs.

Actual product may differ from photo.
*Payload dependent on chassis and body options.



FEATURE SPOTLIGHT

WIRELESS REMOTE



Wireless remote allows operators to operate the 6T Retriever deck from a safe location or even the equipment seat. The wireless remote is a standard 6T feature.

SLIP-RESISTANT, PUNCHED TREAD DECK FOR TRACTION



Slip-resistant, debossed tread deck provides maximum traction to equipment driving on the ramp. The 6T Retriever also has 68 total key slot tie-down points.

15,000 LB. WARN ELECTRIC WINCH



The 15,000 lb. Warn electric winch provides the capability to load non-powered equipment onto the deck. The Warn winch is a standard 6T feature.

LARGE ALUMINUM TOOL BOX



Large aluminum toolbox, 18" x 18" x 36", with single door mounted on the drivers side. Also pictured is the deck access step. Both features are standard 6T offerings.

VERSATRAN OWNERS GROUP PROFILE



DOUG MAYER/DOUGLAS S. MAYER TRANSPORT, INC./ MONROE, WI

- RETRIEVER OWNER FOR TWO YEARS
- WHAT IS THE PRIMARY USE OF YOUR RETRIEVER?
Moving my track machines.
- HOW DOES OWNING A RETRIEVER IMPROVE YOUR BUSINESS?
The bed and ramps are fast and simple to operate, along with the key slots you can attach anywhere.

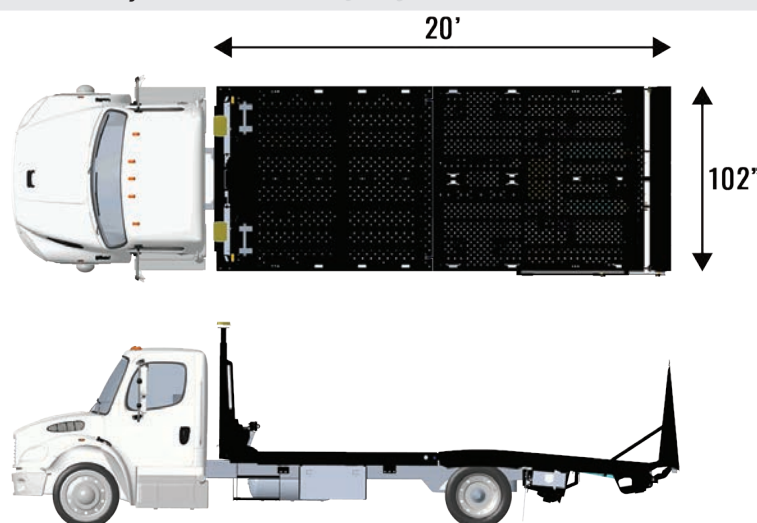


STANDARD 6T RETRIEVER FEATURES INCLUDE

- Air-Operated Deck & 3-Position Ramp, Single-Stage
- Premium-Quality Firestone Airbags
- Exclusive No-Idle Operating System
- High Strength Steel Deck
- Chain Slot Tie-Down Points - 68 Total
- High Strength Steel Headboard
- Slip-Resistant, Punched Tread to Provide Traction
- Lockable Lighted Aluminum Control Boxes (Primary & Remote)
- All LED Lighting
- Weatherproof Wiring Harnesses Throughout
- Class 4 Receiver Hitch
- 7-Way Blade Trailer Socket
- Electric Brake Controller
- Deck Access Steps
- 15,000 lb. Warn® Electric Winch, Center-Mounted
- Wireless Radio Remote Controls, All Deck and Winch Functions
- Under Deck Chain Storage
- Chain Binder Storage Racks
- Tool Box, Aluminum, Left, 18" x 18" x 36" Single Door
- LED Dual Mini Light Bar (11")
- Extra High-Intensity Amber Flashing Side Beacons (4 total)
- LED Work Lights, Upper (2) & Lower (2)
- Back-up Camera System, Single Camera

BASIC VERSATRAN 6T RETRIEVER SPECS

- Retriever Model 6T
 - *12,000 lb. Rating for Single Rear-Axle Trucks
 - 20' (L) X 102" (W) Bed
 - Single-Stage Ramp
- Current Chassis Applications
 - Freightliner M2 106
 - Hino L6
 - International MV 607
 - Isuzu FTR
 - Kenworth T270/T280
 - Mack MD6
 - Peterbilt 337/537



*Payload dependent on chassis and body options.

Because we strive to continually improve our products, Versatran reserves the right to make changes at any time without notice or obligation

RETRIEVER[®] 15T



CLASS 8 RETRIEVER

	6T	15T	20T
CDL NEEDED	NO	YES	YES
BED LENGTH(S)	20'	24' & 28'	28' & 30'
BED WIDTH	102"	102"	102"
PAYLOAD*	12,000 lbs.	26,000-28,000 lbs.	30,000-38,000 lbs.

Actual product may differ from photo.
*Payload dependent on chassis and body options.



FEATURE SPOTLIGHT

SINGLE STAGE - 3 POSITION RAMP



The air-operated Retriever deck and ramp system are the envy of the industry. Depending on equipment load size, unit can travel with the ramp flat on deck or locked in the vertical position for maximum capacity.

LED DUAL MINI LIGHT BARS AND WORK LIGHTS



Stay safe on the worksite with the 15T Retriever's array of lighting offerings. Pictured are the 15T Retriever's standard LED mini light bars and upper and lower work lights provided as standard features.

TRAVERSE MOUNTED 15,000 LB. WARN ELECTRIC WINCH



The traverse mounted 15,000 lb. Warn electric winch allows you to load inoperable equipment up the ramp on its own. The Warn winch is a standard 15T feature.

VERSATRAN OWNERS GROUP PROFILE



BURRIS EQUIPMENT/ WAUKEGAN, IL

- VERSATRAN RETRIEVER OWNER FOR FOUR YEARS
- WHY DID YOU CHOOSE VERSATRAN'S RETRIEVER?
Very versatile truck for our needs and still able to move bigger equipment!
- WHAT IS YOUR FAVORITE RETRIEVER FEATURE?
Ability to tie down in multiple places

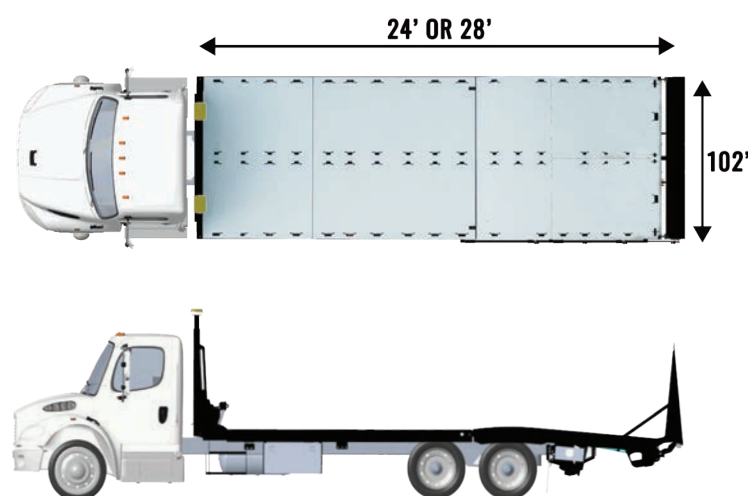


STANDARD 15T RETRIEVER FEATURES INCLUDE

- Air Operated Deck & 3-Position Ramp, Single-Stage
- Premium-Quality Firestone Airbags
- Exclusive No-Idle Operating System
- High Strength Steel Deck
- Chain Slot Tie-Down Points - 140 Total
- High Strength Steel Headboard
- Lockable Lighted Aluminum Control Box
- All LED Lighting
- Weatherproof Harnesses Throughout
- Class 7, 18,000 lb. Rated Hitch
- Primed and Powder Coated Finish
- Slip Resistant Epoxy Deck Coating
- 15,000 lb. Warn® Electric Winch, Traverse-Mounted
- Trailer Plug, 7-Pole House Trailer Type
- Air Trailer Brake Connections
- Loading Dock Stabilizer
- Aluminum Chain Rack with Tray
- LED Dual Mini Light Bars (11")
- Extra-High Intensity Side Beacons (4)
- LED Work Lights, Upper (2) & Lower (2)
- Wireless Radio Remote Controls, All Deck and Winch Functions

BASIC VERSATRAN 15T RETRIEVER SPECS

- Retriever Model 15T
 - *30,000 lb. Rating for Tandem Rear-Axle Trucks
 - 24' or 28' (L) X 102" (W) Bed
 - Single-Stage or Two-Stage Ramp
- Current Chassis Applications
 - Freightliner M2 106
 - International HV 607
 - Kenworth T480/T880
 - Mack Granite 64BR
 - Peterbilt 348
 - Western Star 4700



*Payload dependent on chassis and body options.

Because we strive to continually improve our products, Versatran reserves the right to make changes at any time without notice or obligation

KEY SLOT TIE-DOWN POINTS



Secure equipment using the available 140 chain slot tie-down points strategically located at the perimeters and center of the Versatran 15T Retriever bed. This allows securement for side-by-side transportation of equipment. Key slot tie-down points are a standard 15T offering.

RETRIEVER[®] 20T



CLASS 8 HD RETRIEVER

	6T	15T	20T
CDL NEEDED	NO	YES	YES
BED LENGTH(S)	20'	24' & 28'	28' & 30'
BED WIDTH	102"	102"	102"
PAYLOAD*	12,000 lbs.	26,000-28,000 lbs.	30,000-38,000 lbs.



FEATURE SPOTLIGHT

OPTIONAL TWO STAGE - 3 POSITION RAMP



The air operated Retriever deck and ramp system are the envy of the industry. Depending on equipment load size, travel with the ramp up or flat for extended length capacity. Also available for 15T.

SLIP-RESISTANT EPOXY DECK COATING



Slip-resistant, epoxy-coated deck provides maximum traction to equipment driving on the ramp. Also shown, optional deck cleats for steel track equipment. Other options include expanded metal for additional traction.

TRAVERSE MOUNTED 15,000 LB. WARN ELECTRIC WINCH



The traverse mounted 15,000 lb. Warn electric winch allows you to load inoperable equipment up the ramp on its own. The Warn winch is a standard 20T feature. Also shown, optional winch guard for added protection when loading and unloading equipment.

CHAIN SLOT VS. KEY SLOT TIE-DOWN POINTS



Secure equipment using the available 140 chain slot tie-down points strategically located at the perimeters and center of the Versatran 20T Retriever bed. This allows securement for side-by-side transportation of equipment. Key slot tie-down points are a standard 20T offering.

VERSATRAN OWNERS GROUP PROFILE



NICK THEIS/BORING BROTHERS INC./ EGG HARBOR TOWNSHIP, NJ

■ VERSATRAN RETRIEVER OWNER FOR THREE YEARS

■ HOW DOES OWNING YOUR RETRIEVER IMPROVE YOUR BUSINESS?

The Retriever is very low and can carry our rigs under most bridges. In NJ, there is no shortage of low clearance bridges. This helps us get from one site to another faster, and saves us time and fuel.

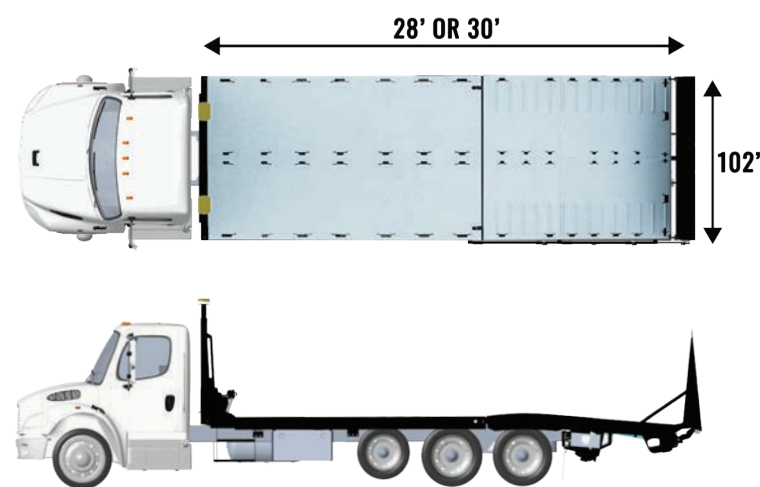


STANDARD 20T RETRIEVER FEATURES INCLUDE

- Air Operated Deck & 3-Position Ramp, Single-Stage
- Premium-Quality Firestone Airbags
- Exclusive No-Idle Operating System
- High Strength Steel Deck
- Chain Slot vs. Key Slot Tie-Down Points - 140 Total (28' body)
- High Strength Steel Headboard
- Lockable Lighted Aluminum Control Box
- All LED Lighting
- Weatherproof Harnesses Throughout
- Class 7, 18,000 lb. Rated Hitch
- Primed and Powder Coated Finish
- Slip Resistant Epoxy Deck Coating
- 15,000 lb. Warn® Electric Winch, Traverse-Mounted
- Trailer Plug, 7-Pole House Trailer Type
- Air Trailer Brake Connections
- Loading Dock System
- Aluminum Chain Rack with Tray
- LED Dual Mini Light Bars (11")
- Extra-High Intensity Side Beacons (4)
- LED Work Lights, Upper (2) & Lower (2)
- Wireless Radio Remote Controls, All Deck and Winch Functions

BASIC VERSATRAN 20T RETRIEVER SPECS

- Retriever Model 20T
 - *40,000 lb. Rating for Tri-Axle Chassis
 - 28' or 30' (L) X 102" (W) Bed
 - Single-Stage or Two-Stage Ramp
- Current Chassis Applications
 - Freightliner M2 112 or 114SD
 - International HV 613
 - Kenworth T880
 - Mack Granite 84BR
 - Peterbilt 567





QUALITY PRODUCT

PROVEN PRODUCT LONGEVITY DUE TO PRODUCT QUALITY AND DESIGN

Versatran Retriever systems are proudly manufactured in Beaver Dam, Wisconsin. Our team uses the highest quality materials to ensure that your business can go to work, day-in and day-out.



DEDICATED SERVICE TEAM

AVOID DOWNTIME WITH RESPONSIVE SERVICE SUPPORT

Versatran is committed to keeping your Retriever on the road. From part orders to technical questions, our dedicated service team is ready to assist you with all of your service needs.



NETWORK OF DEALERS

CONVENIENT ACCESS TO VERSATRAN PRODUCT VIA NORTH AMERICA DEALER NETWORK

We make it easy for you to own the Versatran Retriever. Contact us today and we will put you in touch with a dealer near you.

PROUD DIVISION OF METALCRAFT OF MAYVILLE INC.



Visit [Versatran.com/about-us](https://www.versatran.com/about-us) to learn more about Versatran.

VERSATRAN OWNERS GROUP



Visit [Versatran.com/versatran-owners-group](https://www.versatran.com/versatran-owners-group) to learn more about Versatran's exclusive Facebook group.

